

TOSOT

ULTRA HEAT / ULTRA COOL

SUPERIOR PERFORMANCE IN EXTREME TEMPERATURES

9000 BTU / H WALL MOUNTED HEAT- PUMP SYSTEM

SUBMITTAL DATA: TW09HQ3D6D

Job Name	Location	Date
Purchaser	Engineer	
Submitted To	For	<input type="checkbox"/> Reference <input type="checkbox"/> Approval <input type="checkbox"/> Construction
Unit Designation	Schedule No.	

AHRI CERTIFIED REF NO: 10062018



Sold Separately

YAG1FB2F (Included, ONLY ONE)

SYSTEM RATINGS		INDOOR UNIT DATA		
Cooling		Fan Motor		
Rated Capacity	9,000 BTU/H	Type	Cross-flow	
Capacity Range	1,535-12,966 BTU/H	Output Power	60W	
Power Input	540 W	FLA	0.09A	
Power Input (Min/Max)	50/1400 W	Air flow	(Low/High) 206/424 CFM	
SEER	38.0	Air Throw	(Max) 29.5 ft	
EER	16.5	Sound Level		
Heating		Cooling (Low/High)	19/45 dB(A)	
Rated Capacity at 47° F	9,000 BTU/H	Heating (Low/High)	19/45 dB(A)	
Capacity Range	2,388-13,648 BTU/H	Dehumidification	1.7 pt/hr	
Power Input	590 W	OUTDOOR UNIT DATA		
Power Input (Min/Max)	200/1500 W	Compressor		
HSPF	15.0	Type	DC Inverter Driven 2-Stage Rotary	
COP	4.5	RLA	6.9 A	
Heating at 17° F		Fan Motor		
Rated Capacity	5,600 BTU/H	Output Power	30 W	
Operating Range		RLA	0.09 A	
Cooling	(Max)	129°F (54°C)	Sound Level	
	(Min)	0°F (-18°C)	53 dB(A)	
Heating	(Max)	75°F (24°C)	Refrigerant Piping Data	
	(Min)	-22°F (-30°C)	Liquid Pipe Size (OD)	1/4-in
Power Supply		Gas Pipe Size (OD)	1/2-in	
Normal Operational Voltage	208/230 V, 1 Phase, 60 Hz	Connection Method	Flared	
Voltage Range	187 - 253 V	Factory Charge	R410A/50.4 oz	
Main Power Wire Size	14-2 AWG	Additional Charge	0.2 oz/ft	
Interconnecting Cable Wire Size	14-4 AWG	Pre-Charge Length	25-ft	
MCA	9 A	MAX Refrigerant Pipe Length	49-ft	
MOCP/Breaker Size	15 A	MIN Refrigerant Pipe Length	10-ft	
		MAX Refrigerant Pipe Height Difference	33-ft	

GENERAL FEATURES

- Variable Speed (Inverter) Two-Stage Compressor
- Low Ambient Heating (down to -22° F)
- High Ambient Cooling (up to - 129° F)
- WiFi Included
- Wireless Remote with LCD Display (included)
- Wired Controller (Sold Separately) XE71
- 7 Indoor Fan Speeds /4 Way Airflow Operation
- Copper Tube/Aluminum Fins w/Acrylic Resin Anti-Corrosion both inside and out
- I-FEEL Function



TOSOT.COM





FEATURES & FUNCTION SUMMARY: TW09HQ3D6D

SYSTEM FEATURES	
Inverter Type	G10
Ultra Low Frequency Torque Control	Yes
Power Factor Correction	Yes
Compressor Type	High Eff. Two Stage Rotary
Refrigerant Type	R410A
Basepan With Electric Heater	YES
Compressor With Electric Heater	YES
Indoor & Outdoor Fin Coating (Blue)	Acrylic Resin/Anti-Corrosion
Intelligent Defrosting	YES
Intelligent Preheating	YES
Low Voltage Startup	YES
Memory/Power Failure Recovery	YES
Self Diagnosis	YES
Wired Controller Interface	NO
WIFI Included	YES
Indoor Fan Type	Crossflow
Multi Fan Speeds	7 Speeds
Indoor Unit Display	YES
Auxiliary Electrical Heater	NO
Ventilation (Outdoor Air)	NO
REMOTE CONTROLLER FUNCTIONS	
Auto Mode	YES
Auto Fan	YES
Auto Swing (Horizontal Auto Swing)	YES
Auto Swing - 180°(Vertical Auto Swing)	YES
Clock on Remote Controller	YES
Dry Mode	YES
Dry Anti-Mildew (X-Fan) Mode	YES
Energy Saving Mode	NO
Dirty Filter Alert	NO
Fan Speed Control (7 speeds)	YES
I Feel Function	YES
Privacy Lock on Remote Controller	YES
Quiet Mode	YES
Room Temperature Display	NO
Sleep Mode	YES
4 Sleep Modes Options	YES
Timer Mode	YES
Turbo Mode	YES
Display On/Off Control	YES
Freeze Guard Mode	YES
Power Failure Mode	YES



EXTENDED RATINGS: TW09HQ3D6D

ULTRA COOL

ULTRA HEAT

COOLING PERFORMANCE							HEATING PERFORMANCE				
Outdoor Ambient Temperature (DB)	Return Air Temperature					Outdoor Ambient Temperature (DB)	Return Air Temperature				
	80° F (DB)						70° F (DB)				
	TC (Btu/h)	SHR	EER	Power Input (W)	SHR %		TC (Btu/h)	COP	Power Input (W)		
MAX OUTPUT	0°F	8450	6126	2.62	952	72.5%	MAX OUTPUT	-22°F	7506	1.40	1576
	5°F	8775	6384	2.64	974	72.8%		-20°F	7655	1.35	1660
	10°F	9100	6643	2.64	994	73.0%		-15°F	8055	1.35	1743
	15°F	9204	6765	2.64	1015	73.5%		-10°F	8470	1.41	1766
	20°F	9680	7038	2.65	1053	72.7%		-5°F	8871	1.45	1789
	25°F	9815	7312	2.65	1092	74.5%		0°F	9281	1.66	1643
	30°F	9880	7361	2.66	1106	74.5%		5°F	9690	1.84	1547
	35°F	10010	7457	2.66	1120	74.5%		10°F	10236	2.30	1302
	40°F	10660	7995	2.67	1162	75.0%		15°F	10836	2.40	1326
	45°F	10790	8146	2.67	1183	75.5%		17°F	10998	2.41	1331
	50°F	11050	8343	2.69	1204	75.5%		20°F	11191	2.42	1356
	55°F	11310	8539	2.71	1225	75.5%		25°F	11601	2.46	1384
	60°F	12350	9448	2.81	1288	76.5%		30°F	12010	2.49	1412
	65°F	12220	9348	2.81	1274	76.5%		35°F	12465	2.56	1429
	70°F	12350	9448	2.81	1288	76.5%		40°F	12966	2.64	1441
	75°F	13390	10310	2.95	1330	77.0%		45°F	13325	2.66	1468
	80°F	13650	10579	2.96	1351	77.5%		47°F	13525	2.67	1482
	85°F	13780	10680	2.94	1372	77.5%		50°F	13648	2.67	1500
	90°F	13600	10548	2.88	1385	77.6%		55°F	13921	2.69	1515
	95°F	13000	10140	2.72	1400	78.0%		60°F	14057	2.69	1530
	100°F	12610	9836	2.59	1428	78.0%		65°F	13512	2.69	1470
105°F	12350	9695	2.46	1470	78.5%	70°F	12693	2.56	1455		
110°F	12090	9551	2.3	1540	79.0%	75°F	12010	2.50	1410		
115°F	11830	9346	2.25	1541	79.0%						
120°F	11490	9055	2.11	1596	78.8%						
125°F	11050	8785	2.01	1610	79.5%						
129°F	10790	8578	1.96	1610	79.5%						

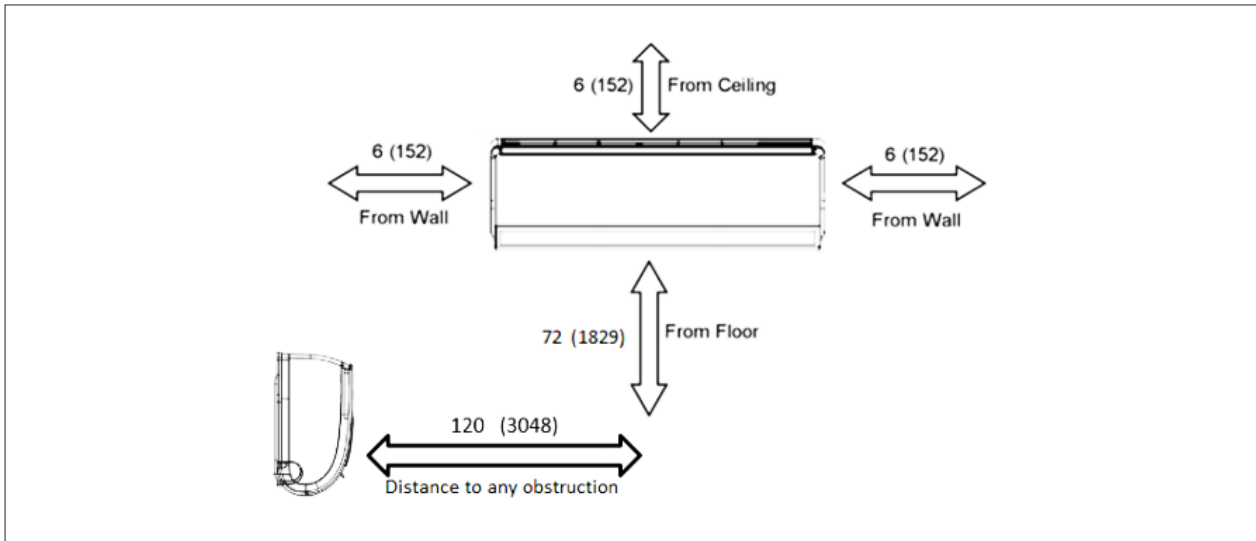
LEGEND:	W - Watts
	DB - Dry Bulb
	TC - Total Capacity
	SHR - Sensible Heat Ratio
	COP - Coefficient of Performance

DIMENSIONAL SPECIFICATIONS: WTW09HQ3D6

MINIMUM SPACING REQUIREMENTS

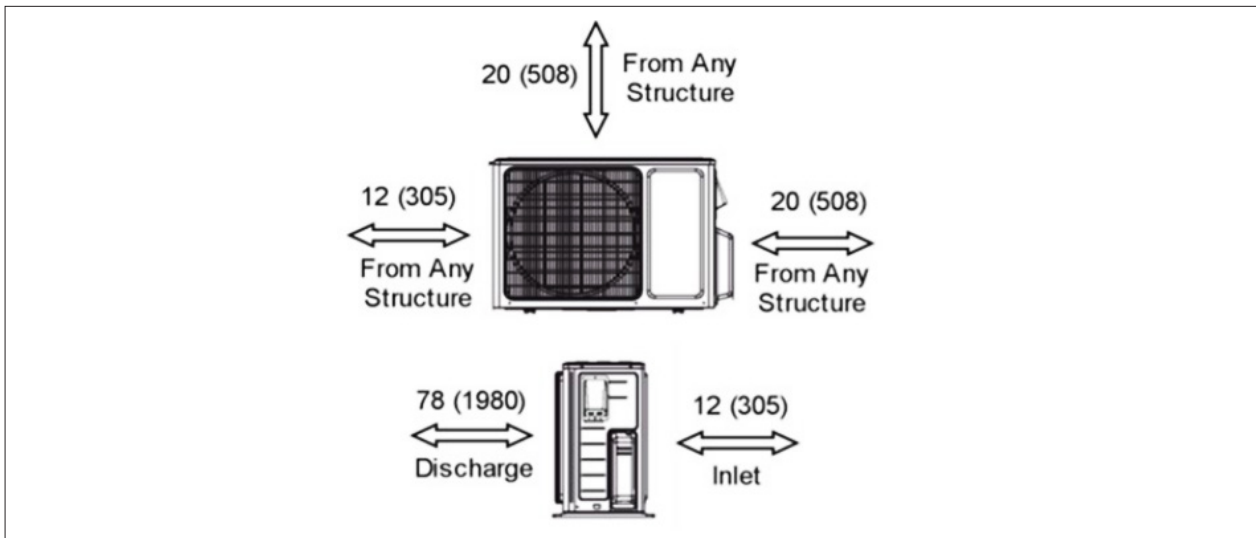
INDOOR

Units: inch (mm)



MINIMUM OUTDOOR CLEARANCES

Units: inch (mm)



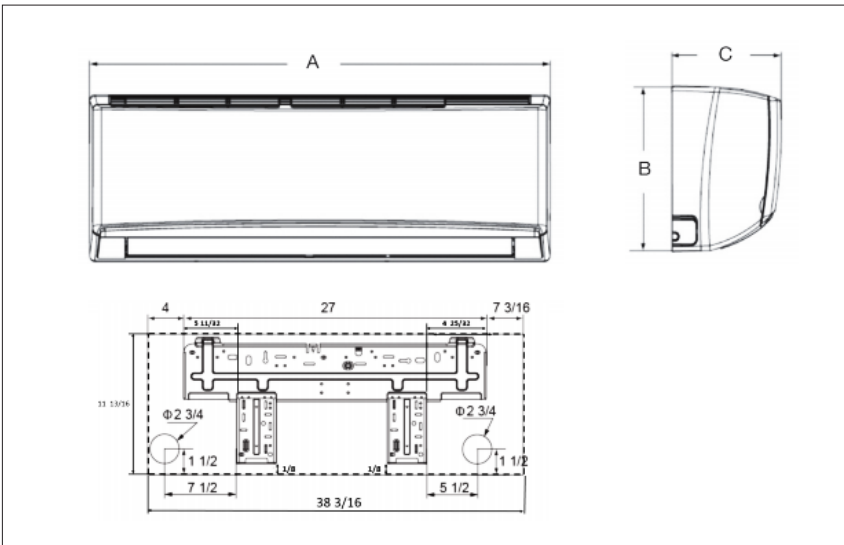
TOSOT

DIMENSIONAL SPECIFICATIONS: TW09HQ3D6

INDOOR UNIT DIMENSIONS

Model No: TW09HQ3D6DI

Units: inch



Dimensions	
A	39 1/2
B	12
C	8 7/8

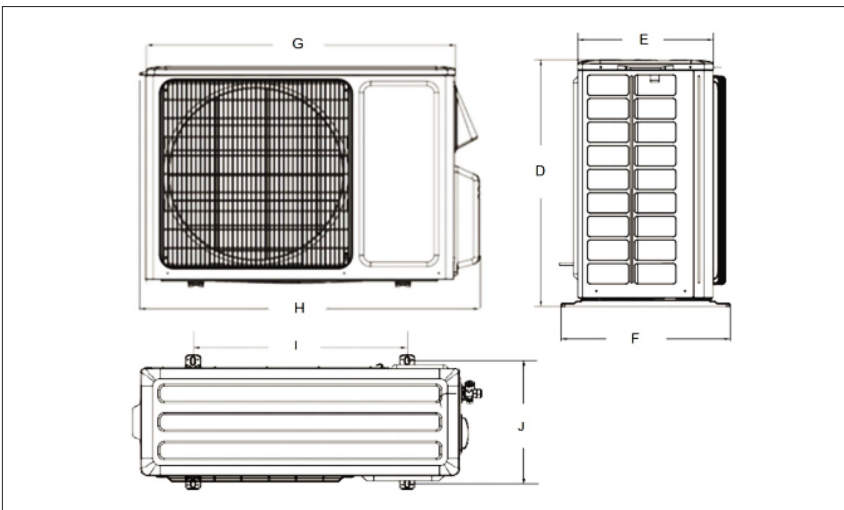
Weight (Net/Shipping) 29 / 35 LBS

Liquid Line Valve	1/4-in OD Flared
Gas Line Valve	1/2-in OD Flared
Drain Connector	5/8-in OD

OUTDOOR UNIT DIMENSIONS

Model No: TW09HQ3D6DO

Units: inch



Dimensions	
D	23 1/2
E	12
F	14 3/4
G	33 1/4
H	35
I	19 1/4
J	13 1/2

Weight (Net/Shipping) 100 /106 LBS

Liquid Line Valve	1/4-in OD Flared
Gas Line Valve	1/2-in OD Flared

Notes:

1. Recommended Interconnecting Cable Type 14 AWG 4 Stranded Copper Conductors Wire.
2. Power wiring cable size must comply with applicable national and local codes.
3. Test conditions are based on AHRI 210/240.