

TOSOT

SUPER HEAT / SUPER COOL

SMART TECH BUILT FOR BEST HOUSES ECOLOGY

12,000 BTU / H WALL MOUNTED HEAT- PUMP SYSTEM

SUBMITTAL DATA: TW12HXP2A1D

Job Name	Location	Date
Purchaser	Engineer	
Submitted To	For	<input type="checkbox"/> Reference <input type="checkbox"/> Approval <input type="checkbox"/> Construction
Unit Designation	Schedule No.	

**AHRI CERTIFIED REF
NO: 211177521**



SYSTEM RATINGS		INDOOR UNIT DATA		
Cooling		Fan Motor		
Rated Capacity at 95° F	12,000 BTU/H	Type	Cross-flow	
Capacity Range	3,070-14,098 BTU/H	Output Power	15W	
Power Input	961 W	FLA	0.20A	
Power Input (Min/Max)	220/1,400 W	Fan Speeds	7	
SEER / SEER2	24 / 24	Air flow (Min/Max)	230/400 CFM	
EER / EER2	12.5 / 12.5	Sound Pressure Level		
Heating		Cooling (Low/High)	27/43 dB(A)	
Rated Capacity at 47° F	12,000 BTU/H	Heating (Low/High)	27/43 dB(A)	
Capacity Range	3,070-15,500 BTU/H	Dehumidification	2.96 pt/hr	
Power Input	923 W	OUTDOOR UNIT DATA		
Power Input (Min/Max)	220 / 1,500 W	Compressor		
HSPF/HSPF2	11.0 / 9	Type	DC Inverter Driven, Rotary	
COP	3.81	RLA	6.8 A	
		Fan Motor		
		Output Power	30 W	
		RLA	0.4 A	
Operating Range		Sound Pressure Level		
Cooling	(Max)	122°F (50°C)	52 dB(A)	
	(Min)	-20°F (-29°C)		
		Refrigerant Piping Data		
Heating	(Max)	86°F (30°C)	Liquid Pipe Size (OD)	1/4-in
	(Min)	-22°F (-30°C)	Gas Pipe Size (OD)	1/2-in
Power Supply		Connection Method	Flared	
Normal Operational Voltage	208/230 V, 1 Phase, 60 Hz	Factory Charge	R410A/42.3 oz	
Voltage Range	187 - 253 V	Additional Charge	0.215 oz/ft	
Main Power Wire Size	14-2 AWG	Pre-Charge Length	16.4-ft	
Interconnecting Cable Wire Size	14-4 AWG	MAX Refrigerant Pipe Length	65.6-ft	
MCA	10 A	MIN Refrigerant Pipe Length	5-ft	
MOCP/Breaker Size	15 A	MAX Refrigerant Pipe Height Difference	32.8-ft	

GENERAL FEATURES

- Easy Installation and cleaning
- Low Ambient Heating (down to -22° F)
- High Ambient Cooling (up to - 122° F)
- WiFi Included
- 3D Airoutlet
- Wired Controller (Sold Separately) XK19
- 7 Indoor Fan Speeds
- Copper Tube/Aluminum Fins w/Acrylic Resin Anti-Corrosion both inside and out
- 5 Steps for air purification
- I-FEEL Function

TOSOT.COM





FEATURES & FUNCTION SUMMARY: TW12HXP2A1D

SYSTEM FEATURES	
Ultra Low Frequency Torque Control	Yes
Power Factor Correction	Yes
Compressor Type	High Eff. Rotary
Refrigerant Type	R410A
Basepan With Electric Heater	YES
Compressor With Electric Heater	YES
Indoor & Outdoor Fin Coating (Blue)	Acrylic Resin/Anti-Corrosion
Intelligent Defrosting	YES
Intelligent Preheating	YES
Low Voltage Startup	YES
Memory/Power Failure Recovery	YES
Self Diagnosis	YES
Wired Controller Interface	YES
WIFI Included	YES
Indoor Fan Type	Crossflow
Multi Fan Speeds	7 Speeds
Indoor Unit Display	YES
Auxiliary Electrical Heater	NO
Ventilation (Outdoor Air)	NO
REMOTE CONTROLLER FUNCTIONS	
Auto Mode	YES
Auto Fan	YES
Auto Swing (Horizontal Auto Swing)	NO
Auto Swing - 180°(Vertical Auto Swing)	YES
Clock on Remote Controller	YES
Dry Mode	YES
Dry Anti-Mildew (X-Fan) Mode	YES
Energy Saving Mode	NO
Dirty Filter Alert	NO
Fan Speed Control (7 speeds)	YES
I Feel Function	YES
Privacy Lock on Remote Controller	YES
Quiet Mode	YES
Room Temperature Display	YES
Sleep Mode	YES
3 Sleep Modes Options	YES
Timer Mode	YES
Turbo Mode	YES
Display On/Off Control	YES
Freeze Guard Mode	YES
Power Failure Mode	YES



EXTENDED RATINGS: TW12HXP2A1D

HEATING PERFORMANCE

Outdoor Ambient Temperature (DB)	Return Air Temperature												
	70°F (DB) / 59°F (WB)			75°F (DB) / 63°F (WB)			80°F (DB) / 67°F (WB)			90°F (DB) / 73°F (WB)			
	TC (Btu/h)	COP (W/W)	Power Input (W)	TC (Btu/h)	COP (W/W)	SHR Power Input (W)	TC (Btu/h)	COP (W/W)	Power Input (W)	TC (Btu/h)	COP (W/W)	SHR Power Input (W)	
MAX OUTPUT*	-22°F	6,101	2.05	950	6,405	2.11	968	6,709	2.16	988	7,013	2.22	1,008
	-13°F	6,532	2.15	969	6,836	2.20	988	7,139	2.26	1,008	7,443	2.31	1,028
	-4°F	7,291	2.35	989	7,595	2.40	1,008	7,899	2.44	1,029	8,203	2.49	1,049
	0°F	8,355	2.64	1,009	8,658	2.68	1,029	8,962	2.72	1,050	9,266	2.76	1,071
	6°F	8,810	2.73	1,029	9,114	2.76	1,050	9,418	2.80	1,071	9,722	2.84	1,092
	10°F	9,114	2.76	1,050	9,418	2.80	1,071	9,722	2.83	1,093	10,025	2.86	1,115
	16°F	10,127	3.01	1,072	10,431	3.04	1,093	10,734	3.07	1,115	11,038	3.09	1,137
	19°F	10,333	3.01	1,094	10,643	3.04	1,116	10,953	3.07	1,138	11,263	3.09	1,161
	24°F	11,393	3.25	1,116	11,696	3.27	1,138	12,000	3.29	1,161	12,304	3.31	1,184
	32°F	11,544	3.23	1,139	11,848	3.25	1,162	12,152	3.27	1,185	12,456	3.28	1,209
	41°F	14,431	3.96	1,162	14,734	3.96	1,185	15,038	3.96	1,209	15,342	3.96	1,233
	43°F	14,886	4.00	1,186	15,190	4.00	1,210	15,494	4.00	1,234	15,798	4.00	1,258
	47°F	15,190	4.00	1,210	15,494	4.00	1,234	15,798	4.00	1,259	16,101	3.99	1,284
	53°F	15,342	3.92	1,246	15,646	3.92	1,271	15,950	3.92	1,297	16,253	3.91	1,323
	59°F	15,494	3.84	1,284	15,798	3.84	1,309	16,101	3.84	1,336	16,405	3.84	1,362
	64°F	15,950	3.84	1,322	16,253	3.84	1,349	16,557	3.83	1,376	16,861	3.83	1,403
70°F	16,405	3.84	1,362	16,709	3.83	1,389	17,013	3.82	1,417	17,317	3.82	1,445	
75°F	16,861	3.83	1,403	17,165	3.82	1,431	17,469	3.81	1,459	17,772	3.80	1,489	
78°F	17,469	3.85	1,445	17,772	3.84	1,474	18,076	3.83	1,503	18,380	3.82	1,533	

*Maximum Output values are not based on AHRI test conditions

LEGEND:	W - Watts
	DB - Dry Bulb
	TC - Total Capacity
	SC - Sensible Capacity
	SHR - Sensible Heat Ratio
	COP - Coefficient of Performance

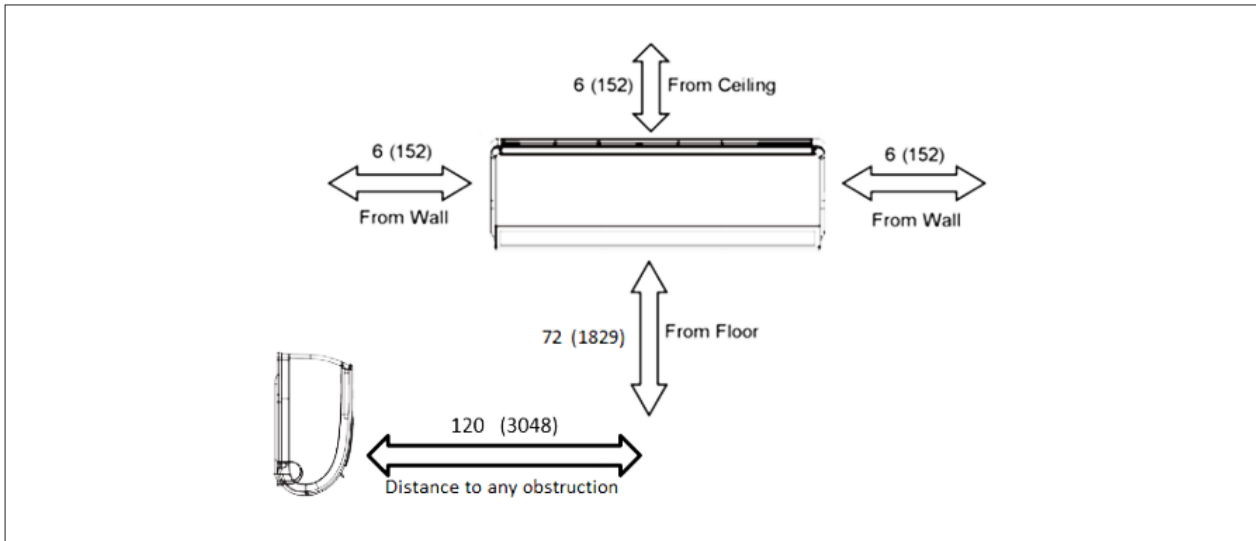


DIMENSIONAL SPECIFICATIONS: TW12HXP2A1D

MINIMUM SPACING REQUIREMENTS

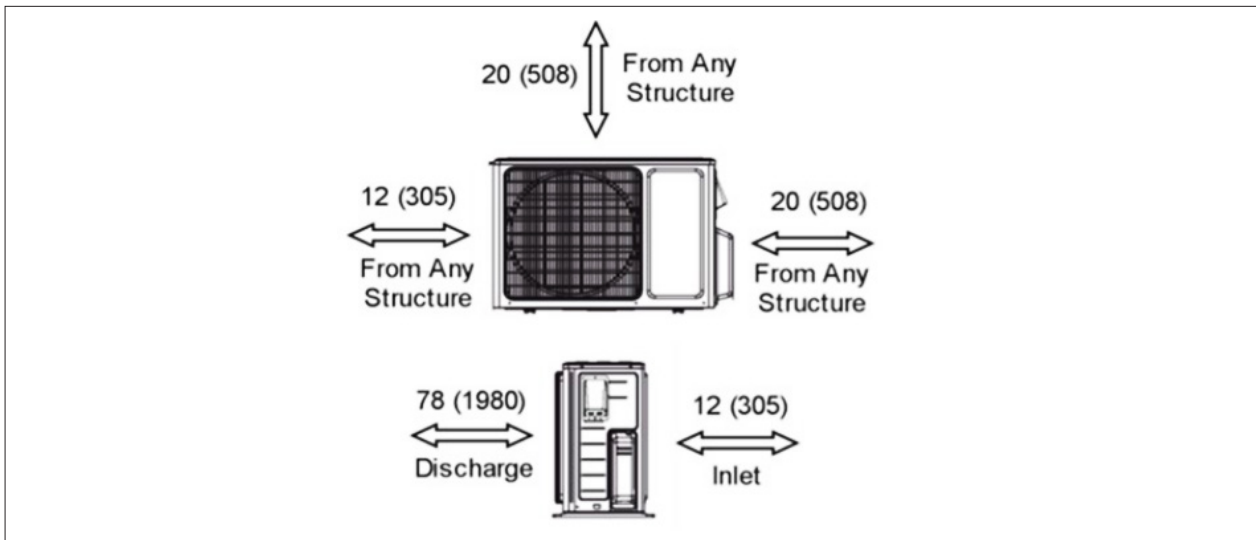
INDOOR

Units: inch (mm)



MINIMUM OUTDOOR CLEARANCES

Units: inch (mm)



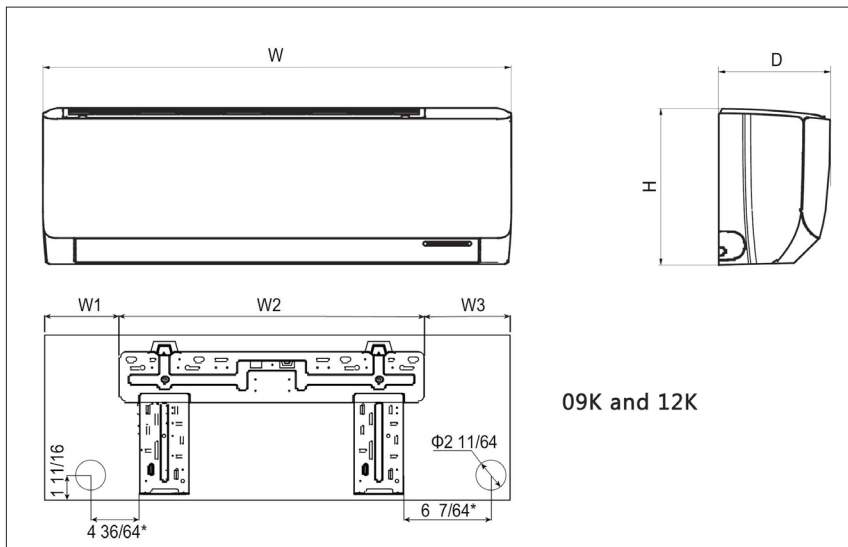
TOSOT

DIMENSIONAL SPECIFICATIONS: TW12HXP2A1D

INDOOR UNIT DIMENSIONS

Model No: TW12HXP2A1DI

Units: inch



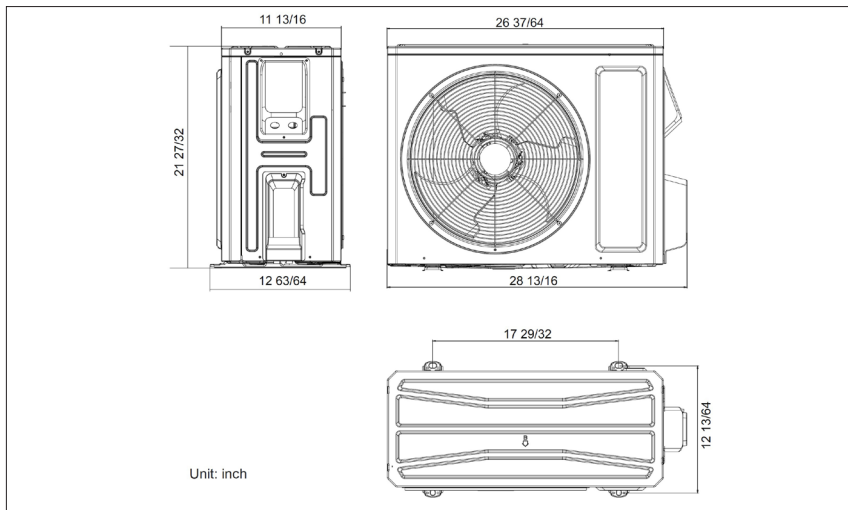
Dimensions	
D	7 23/32
H	11 17/32
W	32 31/64
W1	4 29/64
W2	21 11/32
W3	6 11/16

Weight (Net/Shipping) 21 / 25.4 LBS

Liquid Line Valve	1/4-in OD Flared
Gas Line Valve	1/2-in OD Flared
Drain Connector	5/8-in OD

OUTDOOR UNIT DIMENSIONS

Model No: TW12HXP2A1DO



Weight (Net/Shipping) 70.5 /76 LBS

Liquid Line Valve	1/4-in OD Flared
Gas Line Valve	1/2-in OD Flared

Notes:

1. Recommended Interconnecting Cable Type 14 AWG 4 Stranded Copper Conductors Wire.
2. Power wiring cable size must comply with applicable national and local codes.
3. Test conditions are based on AHRI 210/240.